



# Important Notice for Applicants Taking the Practical Exam

## 2026 CAU International Admissions Fall Intake

2026. 4. 22.

**Chung-Ang University**  
**Office of International Affairs**

## Guidelines for Applicants Taking the Practical Exam

<b>Schedule</b>	2026. 4.25.(Sat)	<b>Location</b>	Chung-Ang University Seoul Campus (Address: 84 Heukseok-ro, Dongjak-gu, Seoul, Chung-Ang University)
-----------------	------------------	-----------------	---

<b>Venue and Schedule by Departments</b>	Departments	Application no.	Location	Check-in Time	Exam Time
	Theatre(Acting)	586390001 ~ 586400001	Bldg. 304 Room. B102	10:00 ~ 10:30	11:00
	Film Studies	596390001 ~ 596400003	Bldg. 301 Room. B103	09:00 ~ 09:30	10:00
	Photography	746390001 ~ 746400001	Bldg. 301 Room. 605	09:00 ~ 09:30	10:00
	Dance (Korean/Modern/Ballet)	756391001 ~ 756401003	Bldg. 301 Room. 707-1	10:00 ~ 10:30	11:00

※ Please check out your exam venue and check-in time and arrive by before the deadline. **Applicants cannot enter the venue after the designated time under any circumstances.**

<b>Contact Information</b>	<b>Tel</b>	(Before the Exam) 02-820-6574, 6123, 6575 (On the Day of the Exam) 02-820-5774
	<b>E-mail</b>	ba@cau.ac.kr

## ***Guidelines for Applicants Taking the Practical Exam***

Exam Procedure	Check-in	<ol style="list-style-type: none"><li>1. Enter the examination room at the designated time</li><li>2. Individual identity verification of applicants and briefing on examination guidelines.</li><li>3. Collection of mobile phones and other communication/electronic devices</li></ol>
	Practical Exam	<ol style="list-style-type: none"><li>1. Participation in the practical exam</li><li>2. Collect the personal belongings and go home after the exam is over</li></ol>

## ***Notice regarding the Admissions Results***

Schedule of the Announcement	2026. 5. 15.(Fri)
How to Check out the Results	Check the International Affairs Office website ( <a href="https://oia.cau.ac.kr">https://oia.cau.ac.kr</a> ) under 'International Admissions' → Announcement
Other Notices	<b><u>Candidates who do not meet the eligibility criteria will have their acceptance revoked, regardless of the results of the document screening and practical exam.</u></b>

## ***Important Notice for All Applicants***

---

1. **Please make sure to check your exam date, venue, latest check-in time, and the exam time.**
2. Please check out your exam venue and check-in time and arrive by before the deadline. **Applicants cannot enter the venue after the designated time under any circumstances.**
3. Once you have entered the venue, you will not be allowed to leave until the examination has finished.
4. Please ensure you bring your admission ticket and valid ID with you.
  - Printing your admission ticket on the reverse side of a sheet of paper, or making notes or doodling in the margins on the front or back, may be considered an act of academic misconduct.
    - ※ If you have lost your admission ticket, please reprint it via the online registration portal ([www.uwayapply.com](http://www.uwayapply.com))
  - Valid ID: Alien Registration Card, Driving licence, Passport)
    - ※ Student ID cards and other forms of identification not listed above will not be accepted
    - ※ All forms of identification must be valid and not have expired
5. The examination may be delayed beyond the announced time depending on the progress of the examination.
6. **To ensure a fair practical examination, applicants are prohibited from making any remarks that could identify them personally, such as stating their own name, their parents' names, or their former high school.**

## ***Important Notice for All Applicants***

---

7. As heavy traffic is expected on the day of the exam, please check the location of the venue, transport options and journey times in advance to ensure you arrive on time; we recommend using public transport.
8. Only applicants are allowed to enter the examination venue.
  - Vehicles dropping off candidates must leave the campus immediately after the candidates have alighted (parking on campus is not permitted).
9. **Please be sure that you check the specific instructions for the department (major) to which you have applied.**
10. **Candidates are solely responsible for any disadvantages arising from a failure to familiarise themselves with the candidate guidelines**
11. Lost property will be held for one month after the examination has ended, after which it will be disposed of.

## *Notices for applicants of Theatre(Acting)*

---

1. Please ensure you have entered the practical examination waiting room by the designated time.
2. You must bring your admission ticket with a photograph attached and **a valid ID card (Alien Registration Card, driving licence, passport)**.
3. The **use of mobile phones and electronic devices** is prohibited.
4. You may not bring any items or props deemed hazardous (such as knives, guns, wooden planks, glass, alcohol bottles, petrol, etc.) into the practical examination room.
  - ※ However, in the case of props essential to the performance, the Admissions Office will determine on the day of the exam whether their use is permitted, based on their level of risk.
5. **Music and backing tracks required for the performance must be recorded onto a USB stick and brought with you.**
  - ※ The USB must contain only the tracks required for the performance.
  - ※ In the event of a playback error, the performance must proceed without accompaniment; candidates must prepare their own backup audio (spare USB) at their own discretion.
6. **Changing clothes inside the examination building is not permitted; candidates must enter the room already dressed in their performance attire.**
  - ※ Only simple changes of clothing such as taking of coats or shoes are permitted within the building.
7. Applicants should enter the final practical examination room barefoot (shoes, socks, etc. are not permitted).
8. Once you have entered the room, you are not permitted to leave until the exam has finished.
9. Applicants must follow the invigilator's instructions.
10. Failure to comply with the instructions of the supervisors or teaching assistants will be asked to leave the room and result in disqualification.

## *Notices for applicants of Film Studies*

---

1. Please ensure you have entered the practical examination room by the designated time.
2. You must bring your admission ticket with a photograph attached and **a valid ID card (Alien Registration Card, driving licence, passport)**.
3. The **use of mobile phones and electronic devices** is prohibited.
4. Applicants must bring **the stationery (pen, pencil, mechanical pencil, eraser)** you need for the **story-making test**.
5. Once you have entered the room, you are not permitted to leave until the exam has finished.
6. Applicants must follow the invigilator's instructions.
7. Failure to comply with the instructions of the supervisors or teaching assistants will be asked to leave the room and result in disqualification.

## *Notices for applicants of Photography*

---

1. Please ensure you have entered the practical examination waiting room by the designated time.
2. You must bring your admission ticket with a photograph attached and **a valid ID card (Alien Registration Card, driving licence, passport)**.
3. The **use of mobile phones and electronic devices** is prohibited.
4. On the day of the exam, you must bring **15 copies of your portfolio**, each in **DIN A3 size (27.9 cm × 35.56 cm)**, placed in **an envelope containing only the photographs, without paste-up**.
5. Once you have entered the room, you are not permitted to leave until the exam has finished.
6. Applicants must follow the invigilator's instructions.
7. Failure to comply with the instructions of the supervisors or teaching assistants will be asked to leave the room and result in disqualification.

## *Notices for applicants of Dance (Korean/Modern/Ballet)*

---

1. Please ensure you have entered the practical examination waiting room by the designated time.
2. You must bring your admission ticket with a photograph attached and **a valid ID card (Alien Registration Card, driving licence, passport)**.
3. The **use of mobile phones and electronic devices** is prohibited.
4. Please prepare and bring your own USB drive for your dance work.
5. Once you have entered the room, you are not permitted to leave until the exam has finished.
6. Applicants must follow the invigilator's instructions.
7. Failure to comply with the instructions of the supervisors or teaching assistants will be asked to leave the room and result in disqualification.

## *Guidance on Dealing with Cases of Misconduct*

---

### Criteria for Misconduct

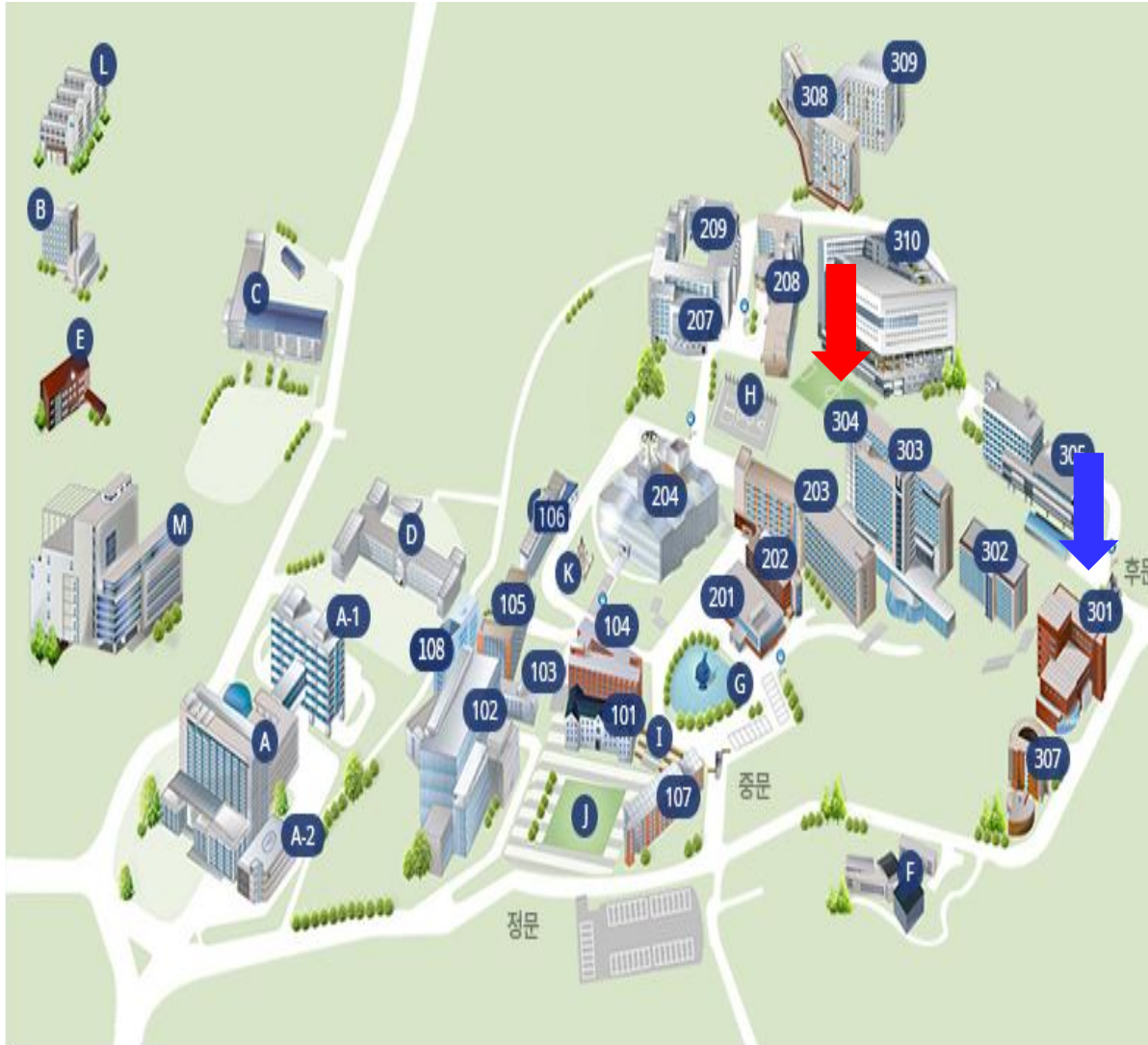
1. Failure to comply with the instructions of the examination authorities
2. Possession of a mobile phone or electronic device during the examination
3. Any sound or vibration emitted from a mobile phone or electronic device during the examination
4. Taking the examination using a forged or altered identification document
5. Requesting a proxy test-taker or taking the examination on behalf of another person
6. Any other acts that are determined to constitute misconduct upon post-examination review

### Disciplinary Actions For Misconduct

- 1. If any misconduct is detected, the applicant will be immediately removed from the examination and disqualified.**
2. If it is confirmed that an applicant has gained admission or enrollment through fraudulent or improper means, the admission or enrollment shall be revoked.

# [Reference] Seoul Campus Map

※ Building 301 and 304 can be easily accessible from the back gate of Chung-Ang University



Building 301



Building 304



# [Reference] Directions to Seoul Campus

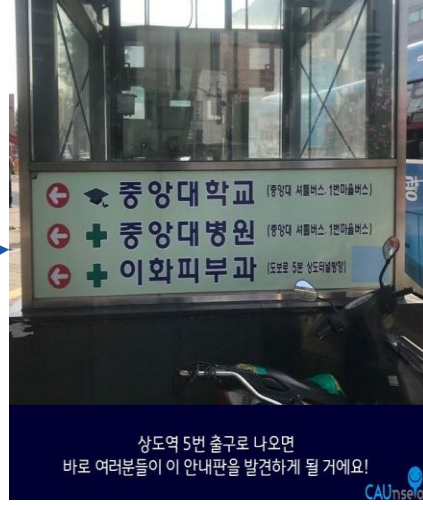
## Metro

- Take Exit 5 at Sangdo Station on Line 7, board the Dongjak No. 1 local bus and get off the bus at the bus stop “**Chung-Ang University Back Gate**” (see p.11)
  - ※ 15-minute walk from Sangdo Station
- Take exit 4 at Heukseok Station (Chung-Ang University Station) on Line 9, Take bus No. 5511 and get off the bus at the bus stop “**Chung-Ang University Back Gate**” (see p.12)
  - ※ 15-minute walk from Heukseok Station


## Bus

Branch Bus	5511, 5517, 5524, 5536, 6411
Trunk Bus	151, 350, 360, 361, 452, 640, 752
Rapid Bus	9408
Circulation Bus	6016
Local Bus	Dongjak 01, Dongjak10

# [Reference] Directions to Seoul Campus [by walk from Sangdo Station]



# [Reference] Directions to Seoul Campus [by walk from Heukseok Station]



# [Reference] Directions to Seoul Campus [Building 304]



An aerial photograph of a modern university campus. The central focus is a large, cylindrical building with a facade of vertical glass panels. To its left is a smaller building with a distinctive tower topped with a crest. The campus is surrounded by lush green trees and other modern buildings. The sky is a pale, hazy blue. A small red square is positioned above the text.

End of Document